

THE BOURNONVILLE SCHOOLS

The Monday School



MUSIC BY
SCHMIDT (FORGERON)

NIELSEN . . . SUTTON

Cover Photo: Ludvig Schmidt (Forgeron) with violin.
(Photo courtesy of Niels Bjørn Larsen and
Elvi Henriksen)



Music
for
The Monday School

is dedicated to

THE ROYAL THEATER

to

THE ROYAL DANISH BALLET

and to

DENMARK








Music
for
The Monday School

is the second in a series
of
seven sheet music manuscripts
accompanying
THE BOURNONVILLE SCHOOLS


The first manuscript, *The Music for The Three Bournonville Barres* contains the music for the Monday-Thursday Barre which traditionally precedes the music for *The Monday School*.



THE
BOURNONVILLE SCHOOLS



Music
for
The Monday School



COORDINATED FOR VIOLIN BY LUDVIG SCHMIDT (FORGERON)

LUDVIG SCHMIDT (NICKNAMED FORGERON) PLAYED THE VIOLIN FOR THE BOURNONVILLE CLASSES OF THE ROYAL DANISH BALLET AT THE TURN OF THE CENTURY. THE BOURNONVILLE SCHOOLS WERE COORDINATED TO HIS ACCOMPANIMENT. SCHMIDT ASSEMBLED WELL KNOWN PIECES OF MUSIC PLUS SOME OF HIS OWN COMPOSITIONS INTO A VIOLIN MANUSCRIPT FOR CLASSROOM USE.

ARRANGED FOR THE PIANO BY HOLGER NIELSEN

THE OLD VIOLIN MANUSCRIPT WAS ARRANGED FOR THE PIANO BY HOLGER NIELSEN IN 1943.

EDITED FOR DANCERS BY VALERIE SUTTON

NUMBERS, REPRESENTING THE COUNTS OF THE MUSIC, HAVE BEEN ADDED FOR EASY COORDINATION OF THE DANCE WITH THE MUSIC. UPBEATS AND PROPER EXPLANATION OF REPEATS ARE INCLUDED FOR THE BALLET PIANIST.

THIS MUSIC FOR THE MONDAY SCHOOL
COLLECTED BY SCHMIDT (FORGERON),
INCLUDES SELECTIONS FROM ROSSINI, AUBER, H.C. LUMBYE, FORGERON, AND OTHERS.



COPYRIGHT © 1976 BY VALERIE J. SUTTON
ALL RIGHTS RESERVED
PAN AMERICAN AND UNIVERSAL COPYRIGHTS SECURED



A special thanks to Lilah Potter for typing the music.

THE MOVEMENT SHORTHAND SOCIETY PRESS

P.O. Box 4949, Irvine, California 92716

Telephone (714) 644-8342



TABLE OF CONTENTS

THE MONDAY SCHOOL		page 1 - 43
I. Den Første Adagio (The First Adagio)		page 1 - 4
II. Port De Bras		page 5
III. Den Anden Adagio (The Second Adagio)		page 6 - 8
IV. Fondu Coupé		page 9 - 10
V. Échappé Pirouette		page 11
VI. Ronds De Jambe Sauté		page 12 - 13
VII. Ballonné		page 13 - 14
VIII. Aplomb Pas		page 15
IX. Det Hele Kineser Trin (The Whole Chinese Step).		page 16 - 17
X. Taa Trinnet (The Toe Step)		page 18 - 19
XI. Ballotté Med Fleche (Ballotté With Fleche)		page 19 - 20
XII. Polkatrinet (The Polka Step)		page 20 - 21
XIII. Pirouette Trinnet (The Pirouette Step)		page 21 - 22
XIV. La Rosé		page 23 - 24
XV. Vals		page 25 - 26
XVI. Vals Turné		page 26 - 27
XVII. Brisé Arrêté		page 27 - 28
XVIII. Syvtrinet (The Seven Step)		page 28 - 29
XIX. Louise-Valsen (Louise's Waltz)		page 30 - 32
XX. Charlotte Skovsgaard Trin (Step)		page 32 - 33
XXI. Rond De Jambe Pas De Basque		page 33 - 34
XXII. Det Tredelte Trin (The Three-Parted Step)		page 34 - 36
XXIII. Herre Soloen Fra La Ventana (The Male Solo From La Ventana)		page 36 - 39
XXIV. Foraars Trinnet & Vinterstorme (The Springtime Step & Winter Storm)		page 39 - 40
XXV. Mazurka Solo		page 41 - 43

Music Coordinated By:
Ludvig Schmidt

The Monday School

Arranged For Piano By:
Holger Nielsen

I DEN FØRSTE ADAGIO (THE FIRST ADAGIO)

A

Adagio (♩ = 69)

The musical score is written for piano and consists of three systems of two staves each (treble and bass clef). The key signature is one sharp (F#) and the time signature is 4/4. The tempo is marked 'Adagio' with a quarter note equal to 69 beats per minute. The score includes various musical notations such as slurs, ties, and dynamic markings. Fingerings are indicated by numbers 1-4 below the notes. Section A is marked with a circled 'A' at the beginning of the first system. Section B is marked with a circled 'B' at the beginning of the second system. The piece concludes with a final cadence in the third system.

The image displays a musical score for guitar, consisting of six systems of two staves each (treble and bass clef). The music is written in a key signature of two sharps (F# and C#) and a 4/4 time signature. The score includes various musical notations such as eighth and sixteenth notes, rests, and slurs. Fingering numbers (1, 2, 3, 4) are placed below the notes to indicate fingerings. There are also articulation marks like accents (>) and breath marks (v). Some measures contain triplets, indicated by a '3' over a bracket. A circled 'C' is placed above the staff in the second measure of the fifth system, likely indicating a capo position. The overall style is that of a technical guitar exercise or a short piece.

First system of musical notation, measures 1-3. The treble clef staff contains a melody with slurs and fingerings (1, 2, 3, 4). The bass clef staff contains a bass line with slurs and fingerings (1, 2, 3, 4). The key signature has two sharps (F# and C#).

Second system of musical notation, measures 4-6. Measure 4 includes a circled chord symbol (D). The treble clef staff continues the melody with slurs and fingerings (3, 4, 1, 2, 3, 4, 1, 2, 3, 4). The bass clef staff continues the bass line with slurs and fingerings (1, 2, 3, 4).

Third system of musical notation, measures 7-9. The treble clef staff contains a melody with slurs and fingerings (1, 2, 3, 4, 1, 2, 3, 4, 1, 2). The bass clef staff contains a bass line with slurs and fingerings (1, 2, 3, 4).

Fourth system of musical notation, measures 10-12. The treble clef staff contains a melody with slurs and fingerings (3, 4, 1, 2, 3, 4, 1, 2, 3, 4). The bass clef staff contains a bass line with slurs and fingerings (1, 2, 3, 4).

Fifth system of musical notation, measures 13-15. Measure 13 includes a circled chord symbol (E). The treble clef staff contains a melody with slurs and fingerings (1, 2, 3, 4, 1, 2, 3, 4, 1, 2). The bass clef staff contains a bass line with slurs and fingerings (1, 2, 3, 4).

Sixth system of musical notation, measures 16-18. The treble clef staff contains a melody with slurs and fingerings (3, 4, 1, 2, 3, 4, 1, 2, 3, 4). The bass clef staff contains a bass line with slurs and fingerings (1, 2, 3, 4).

The first system of music consists of two staves. The treble staff contains a sequence of chords and notes with fingerings 1, 2, 3, 4, 1, 2, 3, 4, 1, 2, 3. The bass staff contains a sequence of notes with fingerings 4, 1, 2, 3, 4, 1, 2, 3, 4. There are accents (v) over some notes in the treble staff.

The second system of music consists of two staves. The treble staff contains a sequence of chords and notes with fingerings 4, 1, 2, 3, 4, 1, 2, 3, 4. The bass staff contains a sequence of notes with fingerings 1, 2, 3, 4, 1, 2, 3, 4. There are accents (v) over some notes in the treble staff.

(F)

The third system of music consists of two staves. The treble staff contains a sequence of chords and notes with fingerings 1, 2, 3, 4, 1, 2, 3, 4, 1, 2, 3. The bass staff contains a sequence of notes with fingerings 1, 2, 3, 4, 1, 2, 3, 4. There are accents (v) over some notes in the treble staff.

The fourth system of music consists of two staves. The treble staff contains a sequence of chords and notes with fingerings 4, 1, 2, 3, 4, 1, 2, 3, 4. The bass staff contains a sequence of notes with fingerings 1, 2, 3, 4. There is a trill (tr) over a note in the treble staff.

II PORT DE BRAS

Andante (♩ = 80)

The first system of music consists of two staves, treble and bass clef, in 3/4 time. The key signature has one sharp (F#). The tempo is marked 'Andante' with a quarter note equal to 80 beats per minute. The first four measures feature a triplet of eighth notes in the right hand and a corresponding bass line. The fifth measure is a repeat sign. The final measure shows a triplet of eighth notes in the right hand and a bass line.

The second system continues the piece with two staves. It features a series of eighth-note patterns in the right hand, often beamed together, with a supporting bass line. The notation includes slurs and accents.

The third system continues with two staves, showing further development of the eighth-note patterns in the right hand and the bass line. The notation includes slurs and accents.

The fourth system continues with two staves, featuring eighth-note patterns in the right hand and a bass line. The notation includes slurs and accents.

The fifth system concludes the piece with two staves. It includes first and second endings, indicated by '1.' and '2.' above the staves. The notation includes slurs and accents.

III DEN ANDEN ADAGIO (THE SECOND ADAGIO)

Andante (♩ = 80)

The musical score is written for two staves, Treble and Bass clef, in 4/4 time with a key signature of two flats. The tempo is marked 'Andante' with a quarter note equal to 80 beats per minute. The score is divided into two main sections, A and B, indicated by circled letters above the first measure of each section. Section A consists of the first four measures of each system, and Section B consists of the next four measures. Each measure in both sections contains a four-measure rhythmic exercise in the bass staff, with fingerings 1, 2, 3, and 4 indicated above the notes. The exercises are: 1) a quarter note, 2) a quarter note, 3) a quarter note, and 4) a quarter note. The exercises are repeated in Section B. The score ends with a double bar line and a repeat sign.

The first system of music consists of two staves. The upper staff is in treble clef with a key signature of one sharp (F#) and a time signature of 4/4. It contains two measures of music, each with a slur over four notes and fingerings 1, 2, 3, 4. The lower staff is in bass clef and contains two measures of music, each with a slur over four notes and fingerings 1, 2, 3, 4.

The second system of music consists of two staves. The upper staff is in treble clef with a key signature of one sharp (F#) and a time signature of 4/4. It contains two measures of music, each with a slur over four notes and fingerings 1, 2, 3, 4. The lower staff is in bass clef and contains two measures of music, each with a slur over four notes and fingerings 1, 2, 3, 4.

The third system of music consists of two staves. The upper staff is in treble clef with a key signature of one sharp (F#) and a time signature of 4/4. It contains two measures of music, each with a slur over four notes and fingerings 1, 2, 3, 4. The lower staff is in bass clef and contains two measures of music, each with a slur over four notes and fingerings 1, 2, 3, 4.

The fourth system of music consists of two staves. The upper staff is in treble clef with a key signature of one sharp (F#) and a time signature of 4/4. It contains two measures of music, each with a slur over four notes and fingerings 1, 2, 3, 4. The lower staff is in bass clef and contains two measures of music, each with a slur over four notes and fingerings 1, 2, 3, 4. A repeat sign is present at the end of the second measure of the upper staff.

(C) (D)

The fifth system of music consists of two staves. The upper staff is in treble clef with a key signature of one sharp (F#) and a time signature of 4/4. It contains two measures of music, each with a slur over four notes and fingerings 1, 2, 3, 4. The lower staff is in bass clef and contains two measures of music, each with a slur over four notes and fingerings 1, 2, 3, 4.

The sixth system of music consists of two staves. The upper staff is in treble clef with a key signature of one sharp (F#) and a time signature of 4/4. It contains three measures of music, each with a slur over four notes and fingerings 1, 2, 3, 4. The lower staff is in bass clef and contains three measures of music, each with a slur over four notes and fingerings 1, 2, 3, 4.

System 1: Treble and bass clefs. Treble clef notes: [G4] [A4] [B4] [C5] (beamed), [D5] [E5] [F5] [G5] (beamed), [A5] [B5] [C6] [D6] (beamed), [E6] [F6] [G6] [A6] (beamed), [B6] [C7] [D7] [E7] (beamed), [F7] [G7] [A7] [B7] (beamed). Bass clef notes: [G2] [A2] [B2] [C3] (beamed), [D3] [E3] [F3] [G3] (beamed), [A3] [B3] [C4] [D4] (beamed), [E4] [F4] [G4] [A4] (beamed), [B4] [C5] [D5] [E5] (beamed), [F5] [G5] [A5] [B5] (beamed). Fingerings: 3 4, 1 2 3 4, 1 2.

System 2: Treble clef notes: [G4] [A4] [B4] [C5] (beamed), [D5] [E5] [F5] [G5] (beamed), [A5] [B5] [C6] [D6] (beamed), [E6] [F6] [G6] [A6] (beamed), [B6] [C7] [D7] [E7] (beamed), [F7] [G7] [A7] [B7] (beamed). Bass clef notes: [G2] [A2] [B2] [C3] (beamed), [D3] [E3] [F3] [G3] (beamed), [A3] [B3] [C4] [D4] (beamed), [E4] [F4] [G4] [A4] (beamed), [B4] [C5] [D5] [E5] (beamed), [F5] [G5] [A5] [B5] (beamed). Fingerings: 3 4, 1 2 3 4, 1 2.

System 3: Treble clef notes: [G4] [A4] [B4] [C5] (beamed), [D5] [E5] [F5] [G5] (beamed), [A5] [B5] [C6] [D6] (beamed), [E6] [F6] [G6] [A6] (beamed), [B6] [C7] [D7] [E7] (beamed), [F7] [G7] [A7] [B7] (beamed). Bass clef notes: [G2] [A2] [B2] [C3] (beamed), [D3] [E3] [F3] [G3] (beamed), [A3] [B3] [C4] [D4] (beamed), [E4] [F4] [G4] [A4] (beamed), [B4] [C5] [D5] [E5] (beamed), [F5] [G5] [A5] [B5] (beamed). Fingerings: 3 4, 1 2 3 4, 1 2 3 4.

System 4: Treble clef notes: [G4] [A4] [B4] [C5] (beamed), [D5] [E5] [F5] [G5] (beamed), [A5] [B5] [C6] [D6] (beamed), [E6] [F6] [G6] [A6] (beamed), [B6] [C7] [D7] [E7] (beamed), [F7] [G7] [A7] [B7] (beamed). Bass clef notes: [G2] [A2] [B2] [C3] (beamed), [D3] [E3] [F3] [G3] (beamed), [A3] [B3] [C4] [D4] (beamed), [E4] [F4] [G4] [A4] (beamed), [B4] [C5] [D5] [E5] (beamed), [F5] [G5] [A5] [B5] (beamed). Fingerings: 1 2 3 4, 1 2 3 4, 1.

System 5: Treble clef notes: [G4] [A4] [B4] [C5] (beamed), [D5] [E5] [F5] [G5] (beamed), [A5] [B5] [C6] [D6] (beamed), [E6] [F6] [G6] [A6] (beamed), [B6] [C7] [D7] [E7] (beamed), [F7] [G7] [A7] [B7] (beamed). Bass clef notes: [G2] [A2] [B2] [C3] (beamed), [D3] [E3] [F3] [G3] (beamed), [A3] [B3] [C4] [D4] (beamed), [E4] [F4] [G4] [A4] (beamed), [B4] [C5] [D5] [E5] (beamed), [F5] [G5] [A5] [B5] (beamed). Fingerings: 2 3 4, 1 2 3 4.

System 6: Treble clef notes: [G4] [A4] [B4] [C5] (beamed), [D5] [E5] [F5] [G5] (beamed), [A5] [B5] [C6] [D6] (beamed), [E6] [F6] [G6] [A6] (beamed), [B6] [C7] [D7] [E7] (beamed), [F7] [G7] [A7] [B7] (beamed). Bass clef notes: [G2] [A2] [B2] [C3] (beamed), [D3] [E3] [F3] [G3] (beamed), [A3] [B3] [C4] [D4] (beamed), [E4] [F4] [G4] [A4] (beamed), [B4] [C5] [D5] [E5] (beamed), [F5] [G5] [A5] [B5] (beamed). Fingerings: 1 2 3 4, 1 2 3 4.

IV FONDU COUPÉ

A

Allegretto (♩ = 96)

B

First system of musical notation. The treble clef staff contains a melodic line with slurs and fingerings (1, 2). The bass clef staff contains a bass line with chords and slurs.

Second system of musical notation. The treble clef staff continues the melodic line with slurs and fingerings (1, 2). The bass clef staff continues the bass line with chords and slurs.

Third system of musical notation. The treble clef staff continues the melodic line with slurs and fingerings (1, 2). The bass clef staff continues the bass line with chords and slurs.

Fourth system of musical notation. The treble clef staff continues the melodic line with slurs and fingerings (1, 2). The bass clef staff continues the bass line with chords and slurs.

Fifth system of musical notation. The treble clef staff continues the melodic line with slurs and fingerings (1, 2). The bass clef staff continues the bass line with chords and slurs, ending with a double bar line.

V ÉCHAPPÉ PIROQUETTE

Andante
(♩ = 84)

A **B**

C

VI RONDS DE JAMBE SAUTÉ

Prestissimo (♩ = 208)

1 2 3 4 5 6 | 1 2 3 4 5 6 | 1 2 3 4 5

6 | 1 2 3 4 5 6 | 1 2 3 4 5 6 | 1 2 3

4 5 6 | 1 2 3 4 5 6 | 1 2 3 4 5 6 | 1 2

3 4 5 6 | 1 2 3 4 5 6 | 1 2 3 4 5 6 | 1 2

3 4 5 6 | 1 2 3 4 5 6 | 1 2 3 4 5 6

(VI) BALLONNÉ

(A)

Prestissimo ♩ = 208)

(B)

4 5 6 | 1 2 3 4 5 6 | 1 2 3 4 5 6

1 2 3 4 5 6 | 1 2 3 4 5 6 | 1 2 3 4 5 6

©

1 2 3 4 5 6 | 1 2 3 4 5 6 | 1 2 3 4 5 6

1 2 3 4 5 6 | 1 2 3 4 5 6 | 1 2 3 4 5

6 | 1 2 3 4 5 6 | 1 2 3 4 5 6



APLOMB PAS

Marcia (♩ = 84)

The first system of musical notation consists of two staves, treble and bass clef, in the key of D major (two sharps) and 2/2 time. The music begins with a repeat sign. The melody in the treble clef features eighth notes with fingerings 1 and 2. The bass clef accompaniment consists of chords with a slash through the bar line, indicating a specific rhythmic pattern.

The second system continues the piece. The treble clef melody includes a fermata over the final note of the system. The bass clef accompaniment continues with chords and a slash through the bar line.

The third system shows the continuation of the melody and accompaniment. The treble clef melody has eighth notes with fingerings 1 and 2. The bass clef accompaniment features a slash through the bar line in the first two measures.

The fourth system concludes the main body of the piece. It includes a first ending bracket over the final measures of the treble clef melody. The bass clef accompaniment ends with a double bar line and repeat dots.

The fifth system is a separate musical fragment, likely a second ending or a specific variation. It consists of two staves, treble and bass clef, in the same key and time signature. It features eighth notes with fingerings 1 and 2, and an accent (^) over the final note of the bass clef.

IX DET HELE KINESER TRIN (THE WHOLE CHINESE STEP)

Prestissimo (♩ = 208)

6 1 2 3 4 5 6 1 2 3 4 5 6 1 2 3

4 5 6 1 2 3 4 5 6 1 2 3 4 5 6 1 2

3 4 5 6 1 2 3 4 5 6 1 2 3 4 5 6

1 2 3 4 5 6 1 2 3 4 5 6 1 2 3 4 5 6

1 2 3 4 5 6 1 2 3 4 5 6 1 2 3 4 5 6

1 2 3 4 5 6 1 2 3 4 5 6 1 2 3 4 5 6

1 2 3 4 5 6 1 2 3 4 5 6 1 2 3 4 5 6

1 2 3 4 5 6 1 2 3 4 5 6 1 2 3 4 5 6

1 2 3 4 5 6 1 2 3 4 5 6 1 2 3 4 5 6

1 2 3 4 5 6 1 2 3 4 5 6 1 2 3 4 5 6

1 2 3 4 5 6 1 2 3 4 5 6 1 2 3 4 5



TAA TRINET (THE TOE STEP)

Dame Trin (Female Step)

Allegretto (♩ = 96)

A

B

2 1 2 1 2 1 2

1 2 1 2 1 2 1 2 1 2

XI BALLOTTÉ MED FLECHE (BALLOTTÉ WITH FLECHE)

Presto (♩ = 200)

4 5 6 1 2 3 4 5 6 1 2 3 4 5 6

1 2 3 4 5 6 1 2 3 4 5 6 1 2 3

4 5 6 1 2 3 4 5 6 1 2 3 4 5 6

1 2

1 2 3 4 5 6 *rit.* 1 2 3 4 5 6

XII POLKATRINET (THE POLKA STEP)

Polka (♩ = 88)

1 2 1 2 1 2 1 2

1 2 1 2 1 2 1 2

1 2 1 2 1 2 1

Musical notation for two systems of a dance piece. The first system consists of two staves: a treble staff with eighth-note patterns and a bass staff with chords and fingerings (1, 2) and a '7' in the second measure. The second system also consists of two staves with similar notation and fingerings (1, 2).



PIROUETTE TRINET (THE PIROUETTE STEP)

Herre Trin (Male Step)

Valse Allegro (♩ = 168)

Musical notation for a Valse Allegro piece. It features two systems of two staves each. The first system includes trills (tr) and fingerings (1 2 3). The second system includes fingerings (1 2 3) and a percentage sign (%).

System 1: Treble clef, key signature of two sharps (F# and C#). The melody features a trill (tr) on the first measure. The bass line consists of chords. Fingerings 1, 2, 3 are indicated for the right hand in each measure. A repeat sign is at the end of the system.

System 2: Treble clef, key signature of two sharps. The melody includes accents (^) and trills (tr). The bass line has chords with downward bowing or breath marks (v). Fingerings 1, 2, 3 are indicated for the right hand.

System 3: Treble clef, key signature of two sharps. The melody features a trill (tr). The bass line has chords. Fingerings 1, 2, 3 are indicated for the right hand.

System 4: Treble clef, key signature of two sharps. The melody includes trills (tr). The bass line has chords. Fingerings 1, 2, 3 are indicated for the right hand.

System 5: Treble clef, key signature of two sharps. The melody includes accents (^). The bass line has chords with downward bowing or breath marks (v). Fingerings 1, 2, 3 are indicated for the right hand. A repeat sign is at the end of the system.

XIV LA ROSÉ

Valse Allegro (♩ = 168)

A

1 2 3 1 2 3 1 2 3 1 2 3 1 2 3

(B) Andante (♩ = 92)

1 2 3 1 2 3 1 2 3 1 2 3

1 2 3 1 2 3 1 2 3 1 2

3 1 2 3 1 2 3 1 2 3

1 2 3 1 2 3

XV VALS

A Valse Allegro (♩ = 160)

1 2 3 1 2 3 1 2 3 1 2 3 1 2 3

1 2 3 1 2 3 1 2 3 1 2 3 1 2 3

1 2 3 1 2 3 1 2 3 1 2 3 1 2 3

B Presto (♩ = 192)

1 2 3 1 2 3 1 2 3 1 2 3 4 5 6

1 2 3 4 5 6 1 2 3 4 5 6 1 2 3 4 5 6



VALS TURNÉ

Dame Trin (Female Step)

Valse Presto (♩ = 176)

1 2 3 1 2 3 1 2 3 1 2 3 1 2 3

1 2 3 1 2 3 1 2 3

XVII BRISÉ ARRÊTÉ *Herre Trin (Male Step)*

A Presto (♩ = 200)

6 1 2 3 4 5 6 1 2 3 4 5 6 1 2 3 4 5 6

1 2 3 4 5 6 1 2 3 4 5 6 1 2 3 4 5 6

B Prestissimo (♩ = 208)

1 2 3 4 5 6 1 2 3 4 5 3 1 2 3

1 2 3 1 2 3 1 2 3 1 2 3 1 2 3

1 2 3 1 2 3 1 2 3 1 2 3 1 2 3

1 2 3 1 2 3 1 2 3 1 2 3 1 2

XVII

SYVTRINET (THE SEVEN STEP)

A

Andante (♩ = 84)

1 2 1 2 1 2 1 2

Musical notation for the first system, consisting of a treble staff and a bass staff. The treble staff contains chords and some melodic lines. The bass staff contains a simple bass line with fingerings '1' and '2' indicated below the notes. A repeat sign is present in the second measure of the bass staff.

(B)

Musical notation for the second system, labeled (B). It consists of a treble staff and a bass staff. The treble staff has chords and fingerings '1' and '2' below. The bass staff has a bass line with fingerings '1' and '2' below.

Musical notation for the third system, consisting of a treble staff and a bass staff. The treble staff has chords and fingerings '1' and '2' below. The bass staff has a bass line with fingerings '1' and '2' below.

(C)

Musical notation for the fourth system, labeled (C). It consists of a treble staff and a bass staff. The treble staff has chords and fingerings '1' and '2' below. The bass staff has a bass line with fingerings '1' and '2' below.

Musical notation for the fifth system, consisting of a treble staff and a bass staff. The treble staff has chords and fingerings '1' and '2' below. The bass staff has a bass line with fingerings '1' and '2' below. The system ends with a double bar line.

XIX LOUISE-VALSEN (LOUISE'S WALTZ)

(A)

Presto (♩ = 184)

The first system of music consists of two staves. The top staff is in treble clef with a key signature of two sharps (F# and C#) and a 3/4 time signature. The bottom staff is in bass clef with the same key signature and time signature. The music begins with a whole rest in the top staff and a quarter note in the bottom staff. This is followed by four measures of chords in the bottom staff, each with a '1 2 3' fingering above it. The first measure has a quarter note, the second a quarter note, and the next two have a half note. The fifth measure has a quarter note in the bottom staff and a quarter rest in the top staff, with a '1 2 3' fingering above the bottom staff.

The second system continues with two staves. The top staff has a quarter note, a quarter rest, a quarter note, a quarter rest, a quarter note, and a quarter rest. The bottom staff has chords corresponding to these notes, with '1 2 3' fingerings above. The first measure has a quarter note in both staves. The second measure has a quarter note in the top staff and a quarter rest in the bottom staff. The third measure has a quarter note in both staves. The fourth measure has a quarter note in the top staff and a quarter rest in the bottom staff. The fifth measure has a quarter note in both staves.

The third system continues with two staves. The top staff has a quarter note, a quarter rest, a quarter note, a quarter rest, a quarter note, and a quarter rest. The bottom staff has chords corresponding to these notes, with '1 2 3' fingerings above. The first measure has a quarter note in both staves. The second measure has a quarter note in the top staff and a quarter rest in the bottom staff. The third measure has a quarter note in both staves. The fourth measure has a quarter note in the top staff and a quarter rest in the bottom staff. The fifth measure has a quarter note in both staves.

The fourth system continues with two staves. The top staff has a quarter note, a quarter rest, a quarter note, a quarter rest, a quarter note, and a quarter rest. The bottom staff has chords corresponding to these notes, with '1 2 3' fingerings above. The first measure has a quarter note in both staves. The second measure has a quarter note in the top staff and a quarter rest in the bottom staff. The third measure has a quarter note in both staves. The fourth measure has a quarter note in the top staff and a quarter rest in the bottom staff. The fifth measure has a quarter note in both staves.

(B)

The fifth system consists of two staves. The top staff has a quarter note, a quarter rest, a quarter note, a quarter rest, a quarter note, and a quarter rest. The bottom staff has chords corresponding to these notes, with '1 2 3' fingerings above. The first measure has a quarter note in both staves. The second measure has a quarter note in the top staff and a quarter rest in the bottom staff. The third measure has a quarter note in both staves. The fourth measure has a quarter note in the top staff and a quarter rest in the bottom staff. The fifth measure has a quarter note in both staves.

1 2 3 1 2 3 1 2 3 1 2 3

1 2 3 1 2 3 1 2 3

1 2 3 1 2 3 1 2 3 1 2 3

XX CHARLOTTE SKOVSGAARD TRIN (STEP)

Presto (♩ = 192)

6 1 2 3 4 5 6 1 2 3 4 5 6

1 2 3 4 5 6 1 2 3 4 5 6 1 2 3

4 5 6 1 2 3 4 5 6 1 2 3 4 5 6

1 2 3 4 5 6 1 2 3 4 5 6

1 2 3 4 5 6

XXI ROND DE JAMBE PAS DE BASQUE

Presto (♩ = 176)

3 1 2 3 1 2 3 1 2 3 1 2 3 1 2 3

1 2 3 1 2 3 1 2 3 1 2 3 1 2 3

1 2 3 1 2 3 1 2 3 1 2 3 1 2 3

1 2 3 1 2 3 1 2 3 1 2 3 1 2

XXII DET TREDELTE TRIN (THE THREE-PARTED STEP)

Valse Presto (♩ = 176)

A

1 2 3 1 2 3 1 2 3 1 2 3 1 2 3

1 2 3 1 2 3 1 2 3 1 2 3 1 2 3

1 2 3 1 2 3 1 2 3 1 2 3 1 2 3

This system contains five measures of music. The first four measures each have a treble clef staff with a melodic line and a bass clef staff with a chordal accompaniment. The fifth measure has a treble clef staff with a melodic line and a bass clef staff with a final chord. Fingering numbers 1, 2, and 3 are printed below the treble clef staff in each measure.

(B) 1 2 3 1 2 3 1 2 3 1 2 3

This system contains four measures of music. The first two measures have a treble clef staff with a melodic line and a bass clef staff with a chordal accompaniment. The third measure has a treble clef staff with a melodic line and a bass clef staff with a chordal accompaniment. The fourth measure has a treble clef staff with a melodic line and a bass clef staff with a chordal accompaniment. A circled 'B' is above the first measure. A large slur is over the third and fourth measures. Fingering numbers 1, 2, and 3 are printed below the treble clef staff in each measure.

1 2 3 1 2 3 1 2 3 1 2 3 1 2 3

This system contains five measures of music. The first four measures each have a treble clef staff with a melodic line and a bass clef staff with a chordal accompaniment. The fifth measure has a treble clef staff with a melodic line and a bass clef staff with a final chord. Fingering numbers 1, 2, and 3 are printed below the treble clef staff in each measure.

1 2 3 1 2 3 1 2 3 1 2 3

This system contains four measures of music. The first three measures each have a treble clef staff with a melodic line and a bass clef staff with a chordal accompaniment. The fourth measure has a treble clef staff with a melodic line and a bass clef staff with a chordal accompaniment. A large slur is over the second and third measures. Fingering numbers 1, 2, and 3 are printed below the treble clef staff in each measure.

1 2 3 1 2 3 1 2 3 1 2 3 1 2 3

This system contains five measures of music. The first four measures each have a treble clef staff with a melodic line and a bass clef staff with a chordal accompaniment. The fifth measure has a treble clef staff with a melodic line and a bass clef staff with a final chord. Fingering numbers 1, 2, and 3 are printed below the treble clef staff in each measure.

(C)



HERRE SOLOEN FRA LA VENTANA
(THE MALE SOLO FROM LA VENTANA)

Herre Trin (Male Step)

Prestissimo (♩ = 200)

(A)

System 1: Treble and bass clefs, key signature of two sharps (F# and C#). The treble staff contains a melodic line with slurs and accents. The bass staff contains a bass line with chords. Fingerings 1-6 are indicated below the treble staff.

System 2: Treble and bass clefs, key signature of two sharps. The treble staff contains a melodic line with slurs and accents. The bass staff contains a bass line with chords and some notes with accents (^). Fingerings 1-6 are indicated below the treble staff.

(B)

System 3: Treble and bass clefs, key signature of two sharps. The treble staff contains a melodic line with slurs and accents. The bass staff contains a bass line with chords. Fingerings 1-6 are indicated below the treble staff.

System 4: Treble and bass clefs, key signature of two sharps. The treble staff contains a melodic line with slurs and accents. The bass staff contains a bass line with chords. A dashed line above the treble staff is labeled "8 va.". Fingerings 1-6 are indicated below the treble staff.

System 5: Treble and bass clefs, key signature of two sharps. The treble staff contains a melodic line with slurs and accents. The bass staff contains a bass line with chords. Fingerings 1-6 are indicated below the treble staff.

1 2 3 4 5 6 1 2 3 4 5 6 1 2 3 4 5 6

©

1 2 3 4 5 6 1 2 3 4 5 6 1 2 3 4 5 6

1 2 3 4 5 6 1 2 3 4 5 6 1 2 3 4 5 6

1 2 3 4 5 6 1 2 3 4 5 6 1 2 3 4 5 6

1 2 3 4 5 6 1 2 3 4 5 6 1 2 3 4 5 6

1 2 3 4 5 6 1 2 3 4 5 6 1 2 3 4 5 6

1 2 3 4 5 6 1 2 3 4 5 6



(A) FORAARS TRINET (THE SPRINGTIME STEP) *Dame Trin (Female Step)*

(B) VINTERSTORME (WINTER STORM) *Herre Trin (Male Step)*

Allegro (♩ = 152)

1 2 3 1 2 3 1 2 3 1 2 3 1 2 3

1 2 3 1 2 3 1 2 3 1 2 3 1 2 3

System 1: Treble and bass clefs. Treble clef has notes G4, A4, B4, C5, D5, E5, F5, G5. Bass clef has notes G2, A2, B2, C3, D3, E3, F3, G3. Fingerings: 1 2 3, 1 2 3, 1 2 3, 1 2 3, 1 2 3. Accents (^) are placed above the first note of each measure.

System 2: Treble and bass clefs. Treble clef has notes G4, A4, B4, C5, D5, E5, F5, G5. Bass clef has notes G2, A2, B2, C3, D3, E3, F3, G3. Fingerings: 1 2 3, 1 2 3, 1 2 3, 1 2 3, 1 2 3. Accents (^) are placed above the first note of each measure.

System 3: Treble and bass clefs. Treble clef has notes G4, A4, B4, C5, D5, E5, F5, G5. Bass clef has notes G2, A2, B2, C3, D3, E3, F3, G3. Fingerings: 1 2 3, 1 2 3, 1 2 3, 1 2 3, 1 2 3. Accents (^) are placed above the first note of each measure.

System 4: Treble and bass clefs. Treble clef has notes G4, A4, B4, C5, D5, E5, F5, G5. Bass clef has notes G2, A2, B2, C3, D3, E3, F3, G3. Fingerings: 1 2 3, 1 2 3, 1 2 3, 1 2 3, 1 2 3. Accents (^) are placed above the first note of each measure.

System 5: Treble and bass clefs. Treble clef has notes G4, A4, B4, C5, D5, E5, F5, G5. Bass clef has notes G2, A2, B2, C3, D3, E3, F3, G3. Fingerings: 1 2 3, 1 2 3, 1 2 3. Accents (^) are placed above the first note of each measure. The system ends with a double bar line.



MAZURKA SOLO

Dame Trin (Female Step)

Allegro (♩ = 132)

A

1 2 3 1 2 3 1 2 3 1 2 3

1 2 3 1 2 3 1 2 3

1 2 3 1 2 3 1 2 3 1 2 3

1 2 3 1 2 3 1 2 3

1 2 3 1 2 3 1 2 3

(B)

1 2 3 1 2 3 1 2 3 1 2 3

1 2 3 1 2 3 1 2 3 1 2 3

1 2 3 1 2 3 1 2 3 1 2 3

1 2 3 1 2 3 1 2 3 1 2 3

(C)

1 2 3 1 2 3 1 2 3 1 2 3

System 1: Treble and bass staves in D major. Treble staff has a triplet of eighth notes in the first measure, a triplet of eighth notes in the second measure, and a quarter note with an accent in the third measure. Bass staff has chords in the first two measures and a quarter note in the third. Fingerings 1, 2, 3 are indicated below the notes.

System 2: Treble staff has eighth notes in the first measure, eighth notes in the second measure, and eighth notes in the third measure. Bass staff has chords in the first measure, rests in the second and third measures. Fingerings 1, 2, 3 are indicated below the notes.

System 3: Treble staff has eighth notes in the first measure, eighth notes with a triplet in the second measure, and eighth notes with a triplet in the third measure. Bass staff has chords in the first two measures and a quarter note in the third. Fingerings 1, 2, 3 are indicated below the notes.

System 4: Treble staff has eighth notes with a triplet in the first measure, eighth notes with a triplet in the second measure, and eighth notes in the third measure. Bass staff has chords in the first two measures and a quarter note in the third. Fingerings 1, 2, 3 are indicated below the notes.

System 5: Treble staff has eighth notes in the first measure, eighth notes in the second measure, and eighth notes with accents in the third measure. Bass staff has chords in the first two measures and a quarter note in the third. Fingerings 1, 2, 3 are indicated below the notes.

Valerie Sutton

Inventor – Sutton Movement Shorthand

Teacher – Notation, Royal Danish Ballet



